

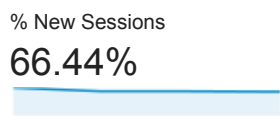
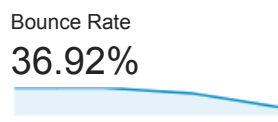
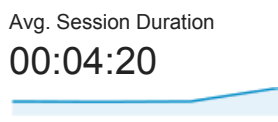
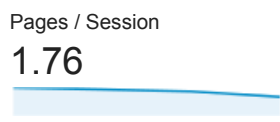

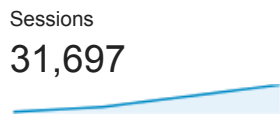
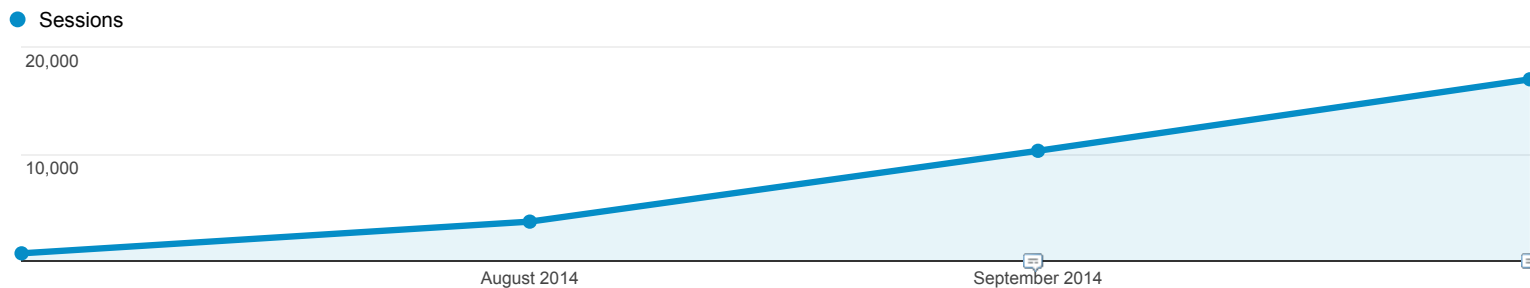
Jul 1, 2014 - Oct 31, 2014

Audience Overview

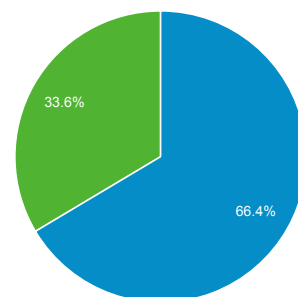
All Sessions
100.00%

+ Add Segment

Overview



■ New Visitor ■ Returning Visitor



Country / Territory	Sessions	% Sessions
1. United States	12,938	40.82%
2. United Kingdom	3,205	10.11%
3. Canada	1,988	6.27%
4. Brazil	1,547	4.88%
5. Australia	1,053	3.32%
6. France	1,044	3.29%
7. Spain	745	2.35%
8. Argentina	742	2.34%
9. Italy	685	2.16%
10. Mexico	587	1.85%